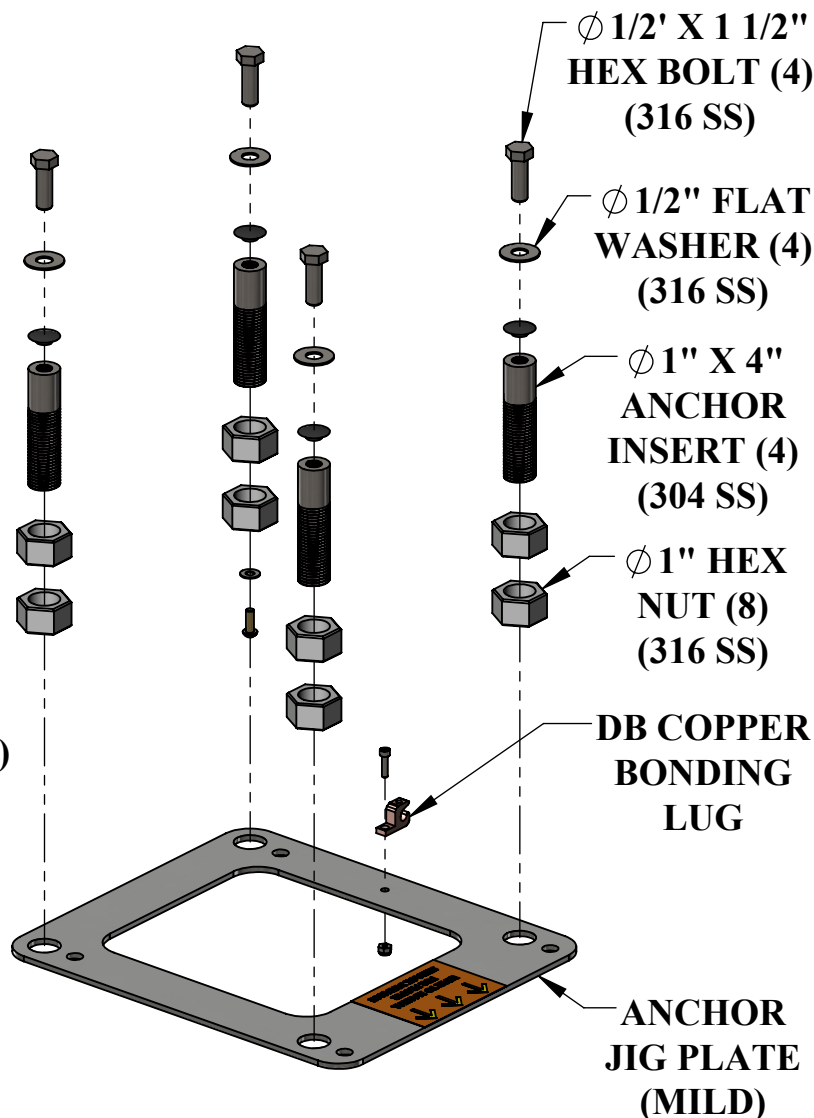
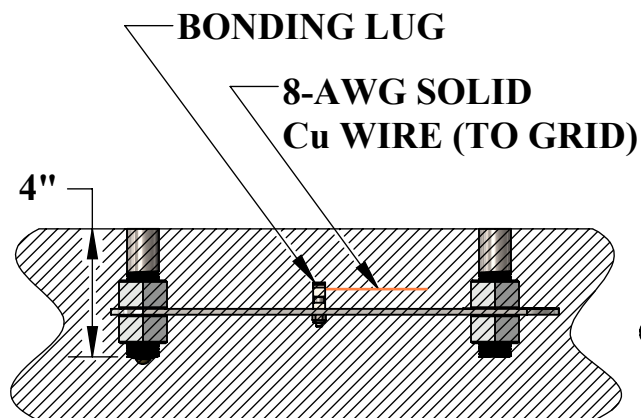
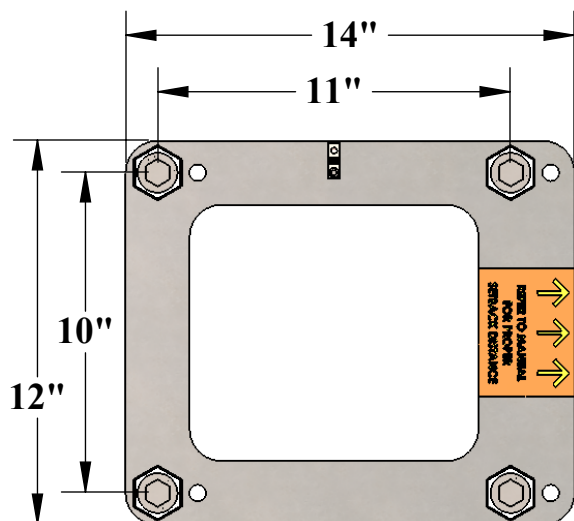


# AT SERIES ANCHOR JIG PLATE



## SPECIFICATIONS:

THE AT ANCHOR JIG PLATE ASSEMBLY PROVIDES SEVERAL ANCHORING SOLUTIONS FOR ALL AQUA CREEK AT-SERIES LIFTS; INCLUDING THE PRO POOL-AT & RANGER-AT. THE AT ANCHOR JIG PLATE ASSEMBLY CAN BE USED FOR EXISTING OR NEW CONSTRUCTION POOL & SPA DECKS. FOR NEW CONSTRUCTION THE ANCHOR JIG PLATE IS EMBEDDED IN THE CONCRETE DECK AND IS BONDED USING A SOLID COPPER DIRECT BURIAL TYPE LUG. FOR EXISTING DECKS THE JIG PLATE ACTS AS A TEMPLATE AND A HOLDING FIXTURE. SEE THE LIFT'S OWNERS MANUAL FOR INSTALLATION INSTRUCTIONS & DIMENSIONS.



9889 GARRYMORE LANE  
MISSOULA, MT 59808  
(406) 549-0769  
FAX (406) 549-2602

NOTE:

\*SPECIFICATIONS ARE SUBJECT TO CHANGE WITHOUT NOTICE

PRODUCT:		ANCHOR JIG PLATE	
PART #:		F-04CAJP	
SCALE:	1:6	DATE:	6/12/2017
DRAWN BY:	KR	REVISION:	A